

Louisiana Secretary of State

Unofficial Results

Election ▼

Tangipahoa Parish

[change parish](#)

Governor

Runs in multiple parishes

87 of 87 precincts reporting - 100%

absentee reporting - 100%

	Votes
Ralph Abraham (REP) <input type="text" value="19%"/>	6,452
Oscar "Omar" Dantzler (DEM) <input type="text" value="1%"/>	431
John Bel Edwards (DEM) <input type="text" value="48%"/>	16,046
Gary Landrieu (IND) <input type="text" value="1%"/>	239
Patrick "Live Wire" Landry (REP) <input type="text" value="1%"/>	288
"Eddie" Rispone (REP) <input type="text" value="30%"/>	10,143

Unofficial Turnout: 42.2%

Total: 33,599

Lieutenant Governor

Runs in multiple parishes

87 of 87 precincts reporting - 100%

absentee reporting - 100%

	Votes
Willie Jones (DEM) <input type="text" value="26%"/>	8,595
William "Billy" Nungesser (REP) <input type="text" value="74%"/>	23,969

Unofficial Turnout: 40.9%

Total: 32,564

Secretary of State

Runs in multiple parishes

87 of 87 precincts reporting - 100%

absentee reporting - 100%

	Votes
Kyle Ardoin (REP) <input type="text" value="39%"/>	12,531
"Gwen" Collins-Greenup (DEM) <input type="text" value="29%"/>	9,212
Thomas J. Kennedy III (REP) <input type="text" value="24%"/>	7,876
Amanda "Jennings" Smith (REP) <input type="text" value="8%"/>	2,584

Unofficial Turnout: 40.4%

Total: 32,203

Attorney General

Runs in multiple parishes

87 of 87 precincts reporting - 100%
absentee reporting - 100%

Votes

"Ike" Jackson, Jr. (DEM) 27% 8,749

"Jeff" Landry (REP) 73% 23,287

Unofficial Turnout: 40.2%

Total: 32,036

Treasurer

Runs in multiple parishes

87 of 87 precincts reporting - 100%

absentee reporting - 100%

Votes

Derrick Edwards (DEM) 29% 9,265

Teresa Kenny (NOPTY) 5% 1,608

John M. Schroder (REP) 66% 20,899

Unofficial Turnout: 39.9%

Total: 31,772

Commissioner of -- Agriculture and Forestry

Runs in multiple parishes

87 of 87 precincts reporting - 100%

absentee reporting - 100%

Votes

Marguerite Green (DEM) 15% 4,904

"Charlie" Greer (DEM) 6% 2,061

Michael G. "Mike" Strain (REP) 66% 21,113

Peter Williams (DEM) 5% 1,692

Bradley Zaunbrecher (REP) 7% 2,149

Unofficial Turnout: 40.1%

Total: 31,919

Commissioner of -- Insurance

Runs in multiple parishes

87 of 87 precincts reporting - 100%

absentee reporting - 100%

Votes

James J. "Jim" Donelon (REP) 49% 14,646

"Tim" Temple (REP) 51% 14,946

Unofficial Turnout: 37.2%

Total: 29,592

Associate Justice -- Supreme Court, 1st Supreme Court District

Runs in multiple parishes

87 of 87 precincts reporting - 100%

absentee reporting - 100%

Votes

"Will" Crain (REP) 53% 15,678

Richard Ducote (REP) 11% 3,296

Hans Liljeberg (REP) 20% 5,996

Scott Schlegel (REP) 16% 4,594

Unofficial Turnout: 37.1%

Total: 29,564

BESE -- District 6

Runs in multiple parishes
 72 of 72 precincts reporting - 100%
 absentee reporting - 100%

		Votes
Vickie Tolliver Auguste (IND)	<input type="text" value="7%"/>	1,790
Ciara Hart (DEM)	<input type="text" value="23%"/>	6,110
"Ronnie" Morris (REP)	<input type="text" value="46%"/>	12,454
Gregory Spiers (REP)	<input type="text" value="25%"/>	6,649
Unofficial Turnout: 38.9%		Total: 27,003

BESE -- District 8

Runs in multiple parishes
 15 of 15 precincts reporting - 100%
 absentee reporting - 100%

		Votes
Preston Castille (DEM)	<input type="text" value="38%"/>	1,338
Vereta Tanner Lee (DEM)	<input type="text" value="26%"/>	919
Jonathan Loveall (DEM)	<input type="text" value="17%"/>	613
Chakesha Webb Scott (DEM)	<input type="text" value="20%"/>	697
Unofficial Turnout: 34.6%		Total: 3,567

State Senator -- 6th Senatorial District

Runs in multiple parishes
 30 of 30 precincts reporting - 100%
 absentee reporting - 100%

		Votes
Rufus H. Craig (LBT)	<input type="text" value="22%"/>	2,229
Mack "Bodi" White (REP)	<input type="text" value="78%"/>	7,780
Unofficial Turnout: 33.8%		Total: 10,009

State Senator -- 11th Senatorial District

Runs in multiple parishes
 12 of 12 precincts reporting - 100%
 absentee reporting - 100%

		Votes
Daniel Ducote (REP)	<input type="text" value="26%"/>	1,195
Reid Falconer (REP)	<input type="text" value="32%"/>	1,474
Patrick McMath (REP)	<input type="text" value="41%"/>	1,880
Unofficial Turnout: 37.0%		Total: 4,549

State Senator -- 12th Senatorial District

Runs in multiple parishes
 40 of 40 precincts reporting - 100%
 absentee reporting - 100%

		Votes
Darrell Fairburn (DEM)	<input type="text" value="45%"/>	5,828
"Beth" Mizell (REP)	<input type="text" value="55%"/>	7,226

Unofficial Turnout: 42.2%

Total: 13,054

State Senator -- 13th Senatorial District

Runs in multiple parishes

5 of 5 precincts reporting - 100%

absentee reporting - 100%

		Votes
Edith Carlin (REP)	<input type="text"/>	1,534
Deven W. Cavalier (REP)	<input type="text"/> 11%	359
J. Rogers Pope (REP)	<input type="text"/> 41%	1,318

Unofficial Turnout: 47.2%

Total: 3,211

State Representative -- 72nd Representative District

Runs in multiple parishes

24 of 24 precincts reporting - 100%

absentee reporting - 100%

		Votes
Marylee Bellau (NOPTY)	<input type="text"/> 18%	1,185
"Robby" Carter (DEM)	<input type="text"/> 82%	5,462

Unofficial Turnout: 36.2%

Total: 6,647

State Representative -- 73rd Representative District

Runs in multiple parishes

27 of 27 precincts reporting - 100%

absentee reporting - 100%

		Votes
Michael Chatellier (REP)	<input type="text"/> 23%	2,732
William "Bill" Wheat, Jr. (REP)	<input type="text"/> 77%	9,332

Unofficial Turnout: 39.4%

Total: 12,064

State Representative -- 74th Representative District

Runs in multiple parishes

7 of 7 precincts reporting - 100%

absentee reporting - 100%

		Votes
"Larry" Frieman (REP)	<input type="text"/> 77%	1,934
Cindy Renee Winch (DEM)	<input type="text"/> 23%	574

Unofficial Turnout: 43.7%

Total: 2,508

District Judge -- 21st Judicial District Court, Division D

Runs in multiple parishes

87 of 87 precincts reporting - 100%

absentee reporting - 100%

		Votes
Brian Abels (REP)	<input type="text"/> 26%	7,700
"Ernie" Drake (REP)	<input type="text"/> 51%	15,337
William Scott Dykes (REP)	<input type="text"/> 23%	7,020




Unofficial Turnout: 37.7%

Total: 30,057

Sheriff

87 of 87 precincts reporting - 100%
absentee reporting - 100%

Votes

Cameron P. Crockett (REP)		27%	8,811
Daniel H. Edwards (DEM)		58%	18,989
Arden Wells (REP)		15%	4,968



Total: 32,768

Unofficial Turnout: 41.1%

Councilman -- District 1

11 of 11 precincts reporting - 100%
absentee reporting - 100%

Votes

Trenton Craig "Trent" Forrest (DEM)		65%	2,170
Sheilah Varnado Stewart (REP)		35%	1,158





Total: 3,328

Unofficial Turnout: 42.9%

Councilman -- District 2

10 of 10 precincts reporting - 100%
absentee reporting - 100%

Votes

James D. Bailey (REP)		24%	955
John Gary Ingraffia (REP)		33%	1,314
"Don" Marshall (REP)		15%	615
"Greg" Varnado (REP)		28%	1,126



Total: 4,010

Unofficial Turnout: 43.1%

Councilman -- District 3

11 of 11 precincts reporting - 100%
absentee reporting - 100%

Votes

Louis "Nick" Joseph (DEM)		66%	1,797
Eve Wilson (DEM)		34%	932



Total: 2,729

Unofficial Turnout: 39.1%

Councilman -- District 4

9 of 9 precincts reporting - 100%
absentee reporting - 100%

Votes

Carlo S. Bruno (REP)		62%	1,805
Phillip David Ridder, Jr. (REP)		38%	1,116



Total: 2,921

Unofficial Turnout: 41.6%

Councilman -- District 8

9 of 9 precincts reporting - 100%
absentee reporting - 100%

Votes

"Ben" Husser (NOPTY)		25%	879
David P. Vial (REP)		75%	2,614

Total: 3,493

Unofficial Turnout: 38.5%

Councilman -- District 9

9 of 9 precincts reporting - 100%
 absentee reporting - 100%

Votes

Glenn Dale Bridges (REP)	<input type="text" value="31%"/>	31%	1,175
Brigette Delatte Hyde (REP)	<input type="text" value="45%"/>	45%	1,689
Kyle Mitchell (REP)	<input type="text" value="11%"/>	11%	412
"Joey" Richard (REP)	<input type="text" value="13%"/>	13%	496

Unofficial Turnout: 39.1%

Total: 3,772

Councilman -- District 10

9 of 9 precincts reporting - 100%
 absentee reporting - 100%

Votes

Kimberly Landry Coates (REP)	<input type="text" value="55%"/>	55%	2,443
"Bobby" Cortez (REP)	<input type="text" value="45%"/>	45%	2,037

Unofficial Turnout: 47.1%

Total: 4,480

Mayor -- City of Ponchatoula

11 of 11 precincts reporting - 100%
 absentee reporting - 100%

Votes

Guy Huffine (REP)	<input type="text" value="5%"/>	5%	123
"Steve" Pugh (REP)	<input type="text" value="39%"/>	39%	957
Bub Tucker II (NOPTY)	<input type="text" value="14%"/>	14%	349
Robert F. "Bob" Zabbia (DEM)	<input type="text" value="42%"/>	42%	1,028

Unofficial Turnout: 47.7%

Total: 2,457

Mayor -- Town of Independence

6 of 6 precincts reporting - 100%
 absentee reporting - 100%

Votes

Angelo Mannino (DEM)	<input type="text" value="46%"/>	46%	310
Jim P. Paine (REP)	<input type="text" value="54%"/>	54%	363

Unofficial Turnout: 54.4%

Total: 673

Chief of Police -- City of Ponchatoula

11 of 11 precincts reporting - 100%
 absentee reporting - 100%

Votes

Bry Layrisson (REP)	<input type="text" value="81%"/>	81%	1,934
Jesse Wilson (IND)	<input type="text" value="19%"/>	19%	462

Unofficial Turnout: 46.5%

Total: 2,396

Aldermen -- Town of Independence

(5 to be elected)

6 of 6 precincts reporting - 100%
 absentee reporting - 100%

Votes

Calvin Batiste (DEM)	<input type="text" value="14%"/>	14%	327
-----------------------------	----------------------------------	-----	-----

Larry Cardaronella (DEM)	<input type="text" value="14%"/>	14%	315
Ogdon Carter (DEM)	<input type="text" value="6%"/>	6%	132
Eric Costa (REP)	<input type="text" value="15%"/>	15%	339
Jimmy W. Gregory II. (NOPTY)	<input type="text" value="13%"/>	13%	289
Paul J. Liuzza, Sr. (REP)	<input type="text" value="12%"/>	12%	273
"Mike" Muscarello (DEM)	<input type="text" value="11%"/>	11%	255
Luciano "Luke" Suarez IV (REP)	<input type="text" value="15%"/>	15%	343
Unofficial Turnout: 36.7%			Total: 2,273

Council Member -- District A, City of Ponchatoula

4 of 4 precincts reporting - 100%
absentee reporting - 100%

			Votes
Melissa Gueldner (REP)	<input type="text" value="61%"/>	61%	422
Braville J. LeBlanc (REP)	<input type="text" value="39%"/>	39%	268
Unofficial Turnout: 49.3%			Total: 690

Council Member -- District B, City of Ponchatoula

5 of 5 precincts reporting - 100%
absentee reporting - 100%

			Votes
Roslind McKay Batiste (DEM)	<input type="text" value="61%"/>	61%	255
Veronica Palmer (DEM)	<input type="text" value="39%"/>	39%	162
Unofficial Turnout: 42.7%			Total: 417

Council Member -- District C, City of Ponchatoula

5 of 5 precincts reporting - 100%
absentee reporting - 100%

			Votes
"Jeff" Daniels (REP)	<input type="text" value="53%"/>	53%	205
Thomas J. Kuhn (REP)	<input type="text" value="47%"/>	47%	184
Unofficial Turnout: 48.4%			Total: 389

Council Member -- District D, City of Ponchatoula

3 of 3 precincts reporting - 100%
absentee reporting - 100%

			Votes
Melvin "Mussyboy" Austin (NOPTY)	<input type="text" value="12%"/>	12%	41
Morris Mashon (REP)	<input type="text" value="32%"/>	32%	114
Melvin Toomer (DEM)	<input type="text" value="56%"/>	56%	196
Unofficial Turnout: 40.6%			Total: 351

CA NO. 1 (ACT 444 - HB 234) -- Tax Exemptions for Outer Continental Shelf

Runs in multiple parishes
87 of 87 precincts reporting - 100%
absentee reporting - 100%

YES	<input type="text" value="43%"/>	43%	Votes 13,021
------------	----------------------------------	------------	-----------------

Unofficial Turnout: **NO** **57%** 16,974
37.7% Total: 29,995

CA NO. 2 (ACT 445 - HB 62) -- Amend Education Excellence Fund

Runs in multiple parishes
87 of 87 precincts reporting - 100%
absentee reporting - 100%

		Votes
YES	<input type="text"/> 48%	14,336
NO	<input type="text"/> 52%	15,509

Unofficial Turnout: 37.5% Total: 29,845

CA NO. 3 (ACT 446 - HB 428) -- Remedy for Unconstitutional Tax Paid

Runs in multiple parishes
87 of 87 precincts reporting - 100%
absentee reporting - 100%

		Votes
YES	<input type="text"/> 56%	16,593
NO	<input type="text"/> 44%	13,162

Unofficial Turnout: 37.4% Total: 29,755

CA NO. 4 (ACT 448 - SB 79) -- Allow New Orleans Property Tax Exemptions

Runs in multiple parishes
87 of 87 precincts reporting - 100%
absentee reporting - 100%

		Votes
YES	<input type="text"/> 30%	8,997
NO	<input type="text"/> 70%	20,791

Unofficial Turnout: 37.4% Total: 29,788

City of Ponchatoula -- 10 Mills Renewal - M&CC - 10 Yrs.

11 of 11 precincts reporting - 100%
absentee reporting - 100%

		Votes
YES	<input type="text"/> 71%	1,584
NO	<input type="text"/> 29%	646

Unofficial Turnout: 43.3% Total: 2,230
